

# EZGlyco™ O-Glycan Prep Kit

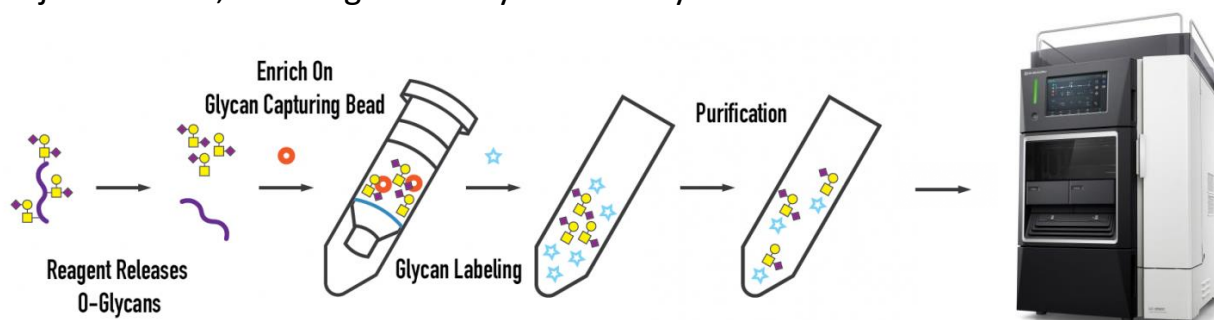
Fast protein O-glycan sample preparation for HILIC LC analysis

## Features

- Reduce O-Glycan sample preparation time from 3-4 days to 5 hours.
- Unique O-glycan release reagents enables high recovery.
- Higher characterization accuracy from minimal peeling.
- Easy and safe operating protocol without special laboratory equipment and toxic reagents.

Keywords: • Glycan • Glycoproteins • HPLC • HILIC

- ❑ Simplify and speed up your protein O-Glycan sample preparation and analysis workflow using the EZGlyco™ O-Glycan Prep Kit.
- ❑ Sample preparation and fluorescence labelling (2-AB labelling) can be completed in just 5 hours, allowing same day HPLC analysis.



- ❑ HILIC mode separation using Shim-pack GIST Amide column on HPLC coupled with fluorescence or MS detector for high sensitive detection and analysis.

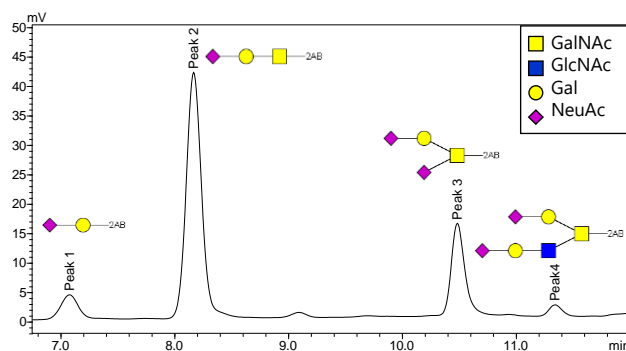


Figure 1. Chromatogram of O-glycans from fetuin.



P/N: APASBC-BS41601Z

## Ordering Information

Name	P/N
EZGlyco™ O-Glycan Prep Kit	APASBC-BS41601Z
Shim-pack GIST-HP Amide 1.9 µm, 150 × 2.1 mm	227-30947-05

CoreFocus



# EZGlyco™ mAb-N Kit with 2-AB

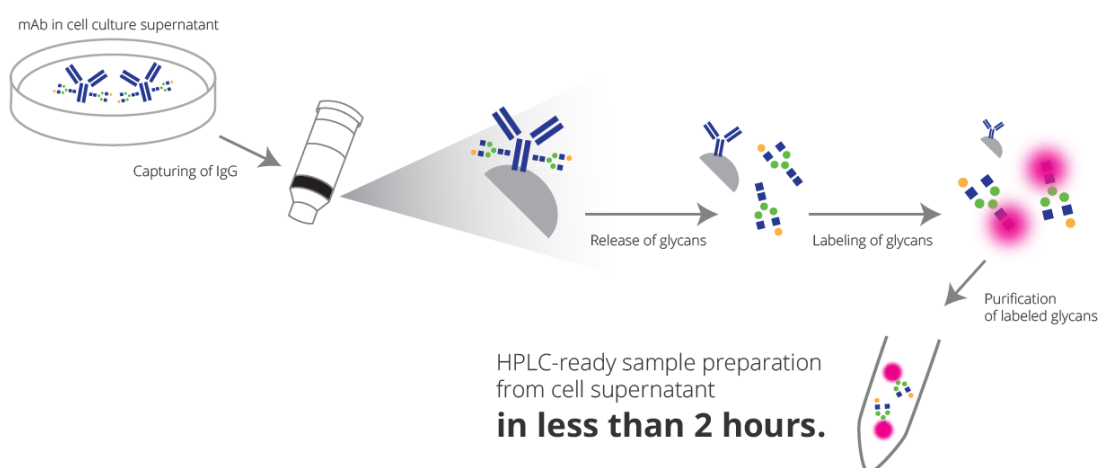
Fast mAb N-glycan sample preparation for HILIC LC analysis

## Features

- Reduce mAb N-Glycan sample preparation time to less than 2 hours.
- Accelerated deglycosylation and fluorescent labeling reactions in a single column.
- Compatible with HPLC analysis directly after sample preparation.

Keywords: • Glycan • Antibodies • mAb • IgG • HPLC • HILIC

- ☐ Streamline and speed up your mAb N-Glycan sample preparation and analysis workflow using the EZGlyco™ mAb-N Kit.
- ☐ Purify IgG from cell culture supernatant or biological fluid, release and label N-glycan in one complete kit.
- ☐ Sample preparation and fluorescence labelling (2-AB labelling) can be completed in less than 2 hours, allowing same day HPLC analysis.



- ☐ HILIC mode separation using Shim-pack GIST Amide column on HPLC coupled with fluorescence or MS detector for high sensitivity detection and analysis.

## Ordering Information

Name	P/N
EZGlyco™ mAb-N Kit with 2-AB	APASBC-BSX4410Z
Shim-pack GIST-HP Amide 1.9 µm, 150 × 2.1 mm	227-30947-05



P/N: APASBC-BSX4410Z

# BlotGlyco™ Glycan Purification and Labeling Kit

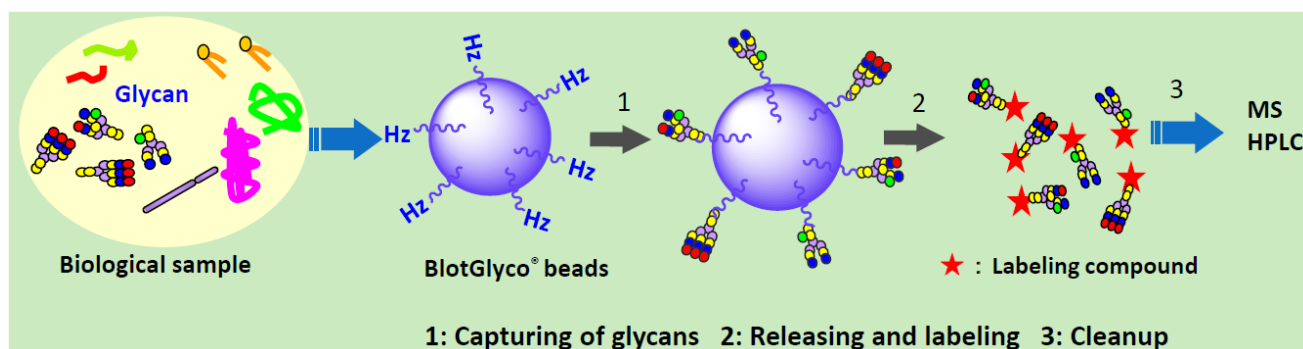
Fast glycoprotein N-glycan sample preparation for HILIC LC analysis

## Features

- Simple N-Glycan sample preparation in 5 hours using only one spin tube.
- Only require simple laboratory equipment (heat block and desktop centrifuge).
- Glycans can be purified and labeled from various crude biological samples.
- Applicable with conventional fluorescent labeling reagents (2AB, PA) for HPLC analysis.

Keywords: • Glycan • Glycoprotein • HPLC • HILIC

- ☐ Kit allow streamline purification and labelling of glycans from the crude samples such as glycoprotein, serum, cell, organ, plant tissue etc.
- ☐ Polymer beads are densely covered with hydrazide groups to facilitate glycan capture. Stable covalent bonding of glycans with beads allows vigorous washing to eliminate peptides and other impurities.
- ☐ Sample preparation and fluorescence labelling can be completed in 5 hours, allowing same day HPLC analysis.



- ☐ HILIC mode separation using Shim-pack GIST Amide column on HPLC coupled with fluorescence or MS detector for high sensitivity detection and analysis.

## Ordering Information

Name	P/N
BlotGlyco™ beads, Reaction tube, Cleanup column and Manual for 10 assays	APASBC-BS45414Z
Shim-pack GIST-HP Amide 1.9 μm, 150 × 2.1 mm	227-30947-05



P/N: APASBC-BS45414Z